

INTERCONNECTS

SERIES 800 & 801 • 2,54 GRID (0,76 DIA. PINS), STRAIGHT & RIGHT ANGLE HEADERS AND SOCKETS • SINGLE ROW STRIPS

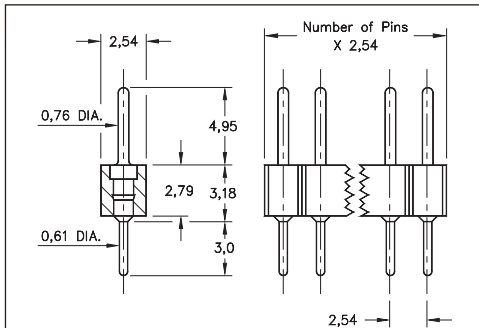


FIG. 1

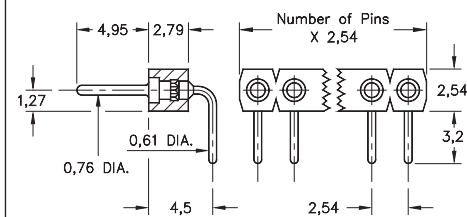


FIG. 2

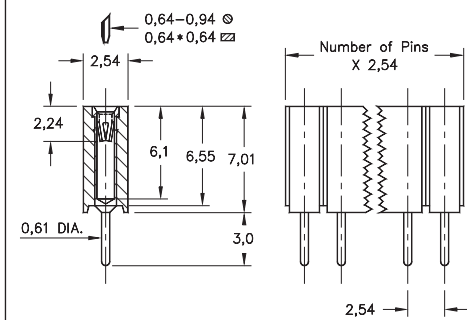


FIG. 3

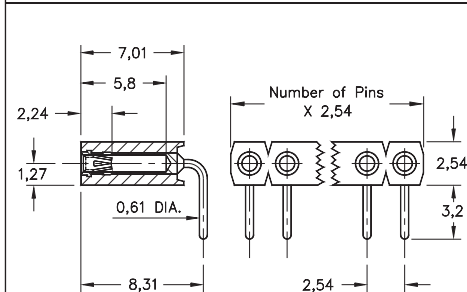



FIG. 4

• Pin interconnects available with straight MM #7007 or right angle MM #5005 solder tails. See page 215 for details

• Sockets are available with straight MM #1304 or right angle MM #1305 soldertails. See pages 177 and 179 for details

• MM #1304 and MM #1305 receptacles use Hi-Rel, 6-finger BeCu #47 contact rated at 4.5 amps. Receptacles accept 0,76 diameter and 0,64 square pins. See page 256 for details

• Insulators are high temperature thermoplastic, suitable for all soldering operations



ORDERING INFORMATION


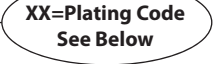





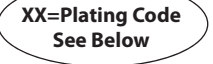
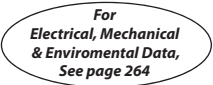




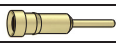

FIG. 1	Series 800...10-001		Straight Pin Header	
		800-XX-0	-10-001000	
	Specify number of pins		01-64	
FIG. 2	Series 800...20-001		Right Angle Pin Header	
		800-XX-0	-20-001000	
	Specify number of pins		02-64	
  				
SPECIFY PLATING CODE XX=		10 	90	40 
Pin Plating 		0,25µm Au	5,08µm Sn/Pb	5,08µm Sn

FIG. 3	Series 801...10-001		Straight Socket					
		801-XX-0	-10-001000					
	Specify number of pins		01-50					
FIG. 4	Series 801...20-001		Right Angle Socket					
		801-XX-0	-20-001000					
	Specify number of pins		01-50					
  								
SPECIFY PLATING CODE XX=		91	93	99	41 	43 	44 	47 
Sleeve (Pin) 		5,08µm Sn/Pb	5,08µm Sn/Pb	5,08µm Sn/Pb	5,08µm Sn	5,08µm Sn	5,08µm Sn	
Contact (Clip) 		0,25µm Au	0,76µm Au	2,54µm Sn/Pb	0,25µm Au	0,76µm Au	2,54µm Sn	Au Flash

★ 44 Plating Non-Standard

